

PANDUAN CLEAR CACHE & BROWSING HISTORY UNTUK PENGGUNA MYTAX & e-DUTI SETEM

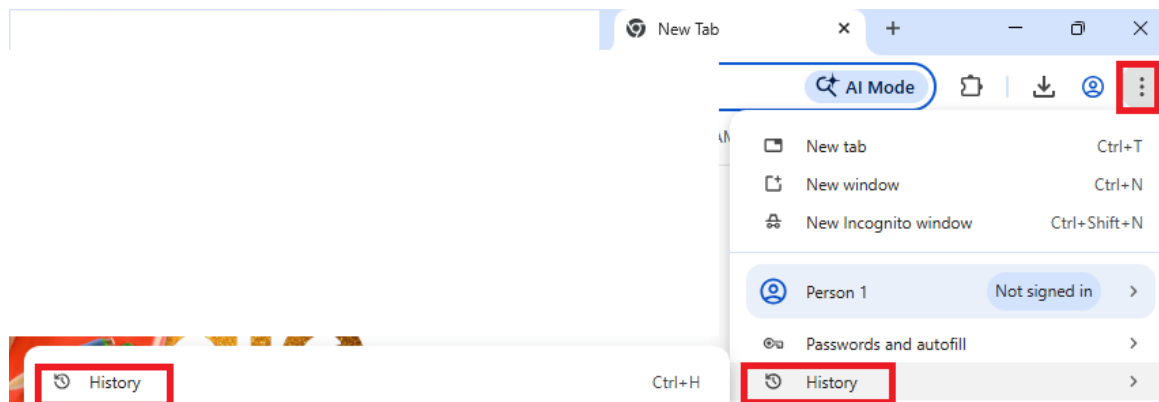
1. TUJUAN

Pengguna STAMPS sebelum ini yang menyimpan history STAMPS, perlu mengambil Tindakan untuk Clear Cache & Browsing History di Web Browser Desktop/ Laptop masing-masing termasuk peranti lain seperti telefon.

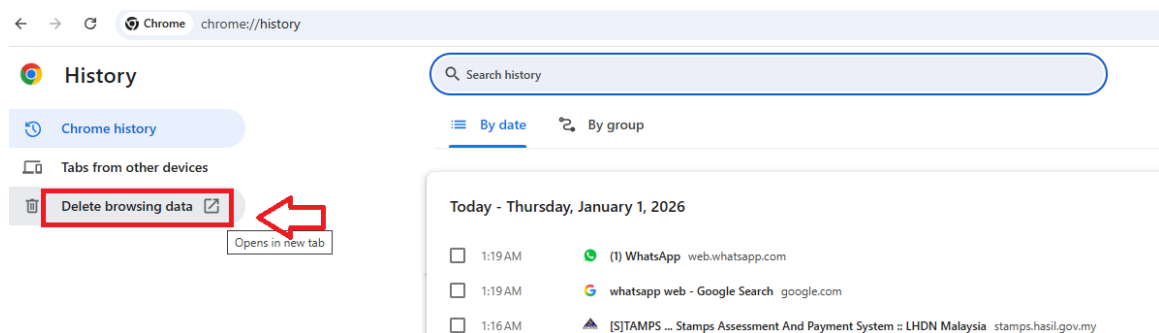
2. GOOGLE CHROME (DESKTOP / LAPTOP)

Langkah-langkah:

1. Buka Google Chrome
2. Klik ikon tiga titik (:) di penjuru kanan atas
3. Pilih History
4. Klik History



5. Klik Delete browsing data



6. Tetapkan Time range: All time

7. Tanda Cookies, Cached images and files dan Browsing history

8. Klik Delete from this device

Delete browsing data

Last 15 min

Last hour

Last 24 hours

✓ All time

More ▾

- Browsing history**
From whatsapp.com + 6 sites
- Cookies and other site data**
From 24 sites
- Cached images and files**
123 MB
- Download history**
1 item

Show more ▾

Manage other Google data

Passwords can be deleted in their management settings



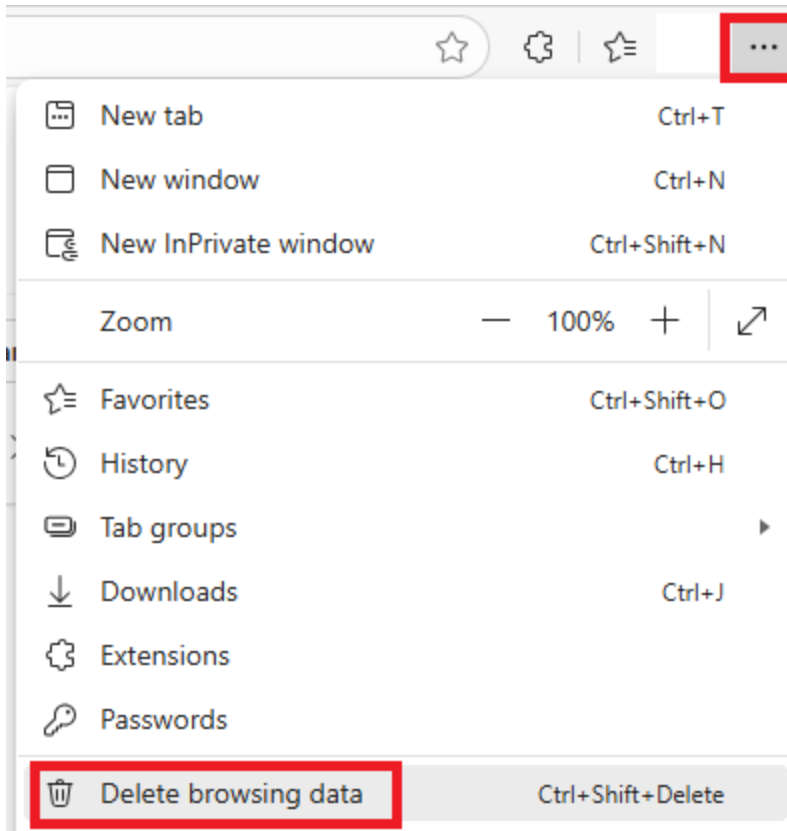
Cancel

Delete from this device

3. MICROSOFT EDGE (DESKTOP / LAPTOP)

Langkah-langkah:

1. Buka Microsoft Edge
2. Klik ikon tiga titik (⋮)
3. Pilih Delete browsing data



5. Klik Choose what to clear
6. Tetapkan Time range: All time
7. Tanda Cookies, Cached images and files dan Browsing history
8. Klik Clear now

Delete browsing data



Time range

All time

- Browsing history
22 items. Includes autocompletions in the address bar.
- Download history
None
- Cookies and other site data
From 22 sites. Signs you out of most sites.
- Cached images and files
Frees up less than 59.9 MB. Some sites may load more slowly on your next visit.
- Passwords
37 passwords (for paynet.my, hasil.gov.my, and 35 more, synced)
- Autofill form data

This will clear your data across all your synced devices signed in to . To clear browsing data from this device only, [sign out first](#).

◀ ————— ▶

Cancel **Clear now**

Nota: Penggunaan desktop atau laptop adalah lebih stabil untuk transaksi e-Duti Setem.